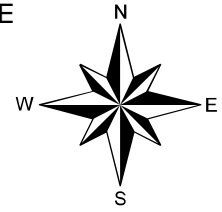


RYE GRASS -PERENNIAL POTENTIAL

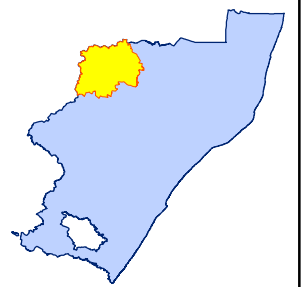
AMAJUBA DISTRICT MUNICIPALITY
NEWCASTLE LOCAL MUNICIPALITY

NOTES

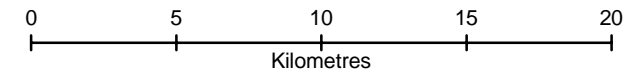
SCALE



1:260,000



SCALE BAR



LEGEND

Rye Grass Potential -Perennial (Ton/Ha)

- | | |
|-----------|------------|
| 7.3 - 7.9 | 9.2 - 9.9 |
| 7.9 - 8.6 | 9.9 - 10.5 |
| 8.6 - 9.2 | |

LOCALITY MAP



**IBHONGO
CONSORTIUM**

Tel: 031 261 6225
Fax: 031 261 6229
E-mail: ibhongo@telkomsa.net
Post Net Suite 279, Private Bag X10 Musgrave, 4062

MAP 142